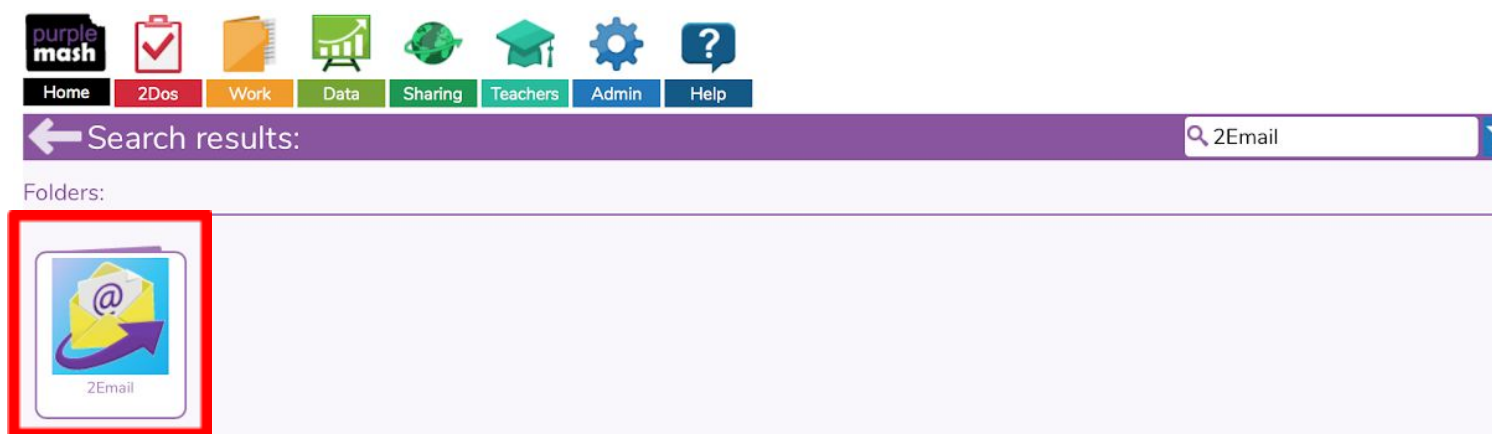


How to Use 2Email on Purple Mash – KS1


1. Use your purple mash details to login (your username is the same as your classroom secrets, without the 4 numbers at the beginning, your passwords are the same).

Classroom Secrets	Purple Mash
2764missmelhuish	missmelhuish
grey23	grey23

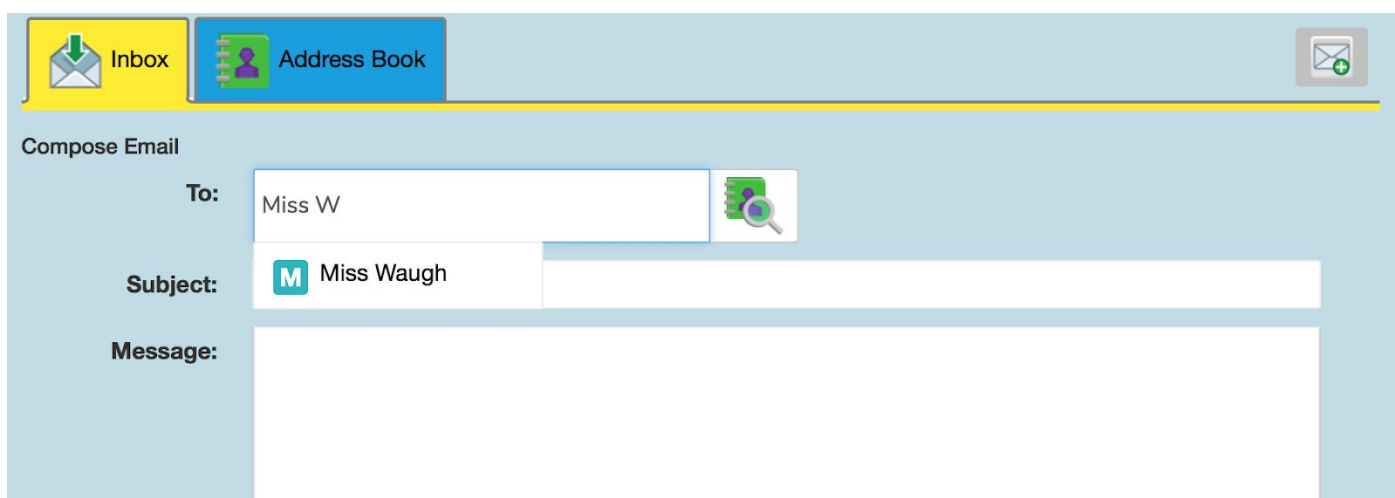
2. When logged in, search and open the programme '2Email'.



3. To write a new email, click on the envelope in the top right corner.



4. Search for your teacher's name in the 'To' section.



5. Write your message in the box provided, then click send. When your teacher responds, it will show up as an alert on your purple mash homepage.

Don't forget to tell your teacher all about the learning you have been doing at home, they're excited to find out!